



ಬೃಹತ್ ಬೆಂಗಳೂರು ಮಹಾನಗರ ಪಾಲಿಕೆ
Bruhat Bengaluru Mahanagara Palike



BBMP COVID-19 WAR ROOM 26.12.2022

BBMP / COVID-19 WAR ROOM / BULLETIN – 1008/ 26.12.2022 / #BBMPfightsCOVID19



OVERVIEW OF COVID-19 IN BENGALURU

CASE TRENDS ACTIVE CASES **1,194**

<u>Confirmed Cases</u>	<u>Recovered Cases</u>	<u>Death Cases</u>
22 18,76,612 [#]	9 18,58,427 [#]	0 16,991 [#]

HOSPITALIZATION **0**

<u>ICU – V</u>	<u>ICU</u>	<u>HDU</u>	<u>General</u>
-	-	-	0

INCLUDES GOVT. QUOTA AND PRIVATE WALK-IN HOSPITALIZATION

VACCINATION **1,372** 2,05,07,943[#]

<u>First Dose</u>	<u>Second Dose</u>	<u>Precaution Dose</u>
23 96,80,529 [#]	41 94,85,282 [#]	1,308 13,42,132 [#]

TRIAGING

MTU
3

ACTIVE CZs

0

MCZs (< 5 cases)
0

TESTING **989** 3,20,09,845[#]

<u>Positivity : 1.19%</u>	<u>RAT</u>	<u>RTPCR</u>
<small>*FOR LAST 7 DAYS</small>	166	823

Tele Triage
17

Clusters (> 5 cases)
0

: indicates cumulative numbers till date



ABSTRACT OF COVID-19 SCENARIO IN BENGALURU

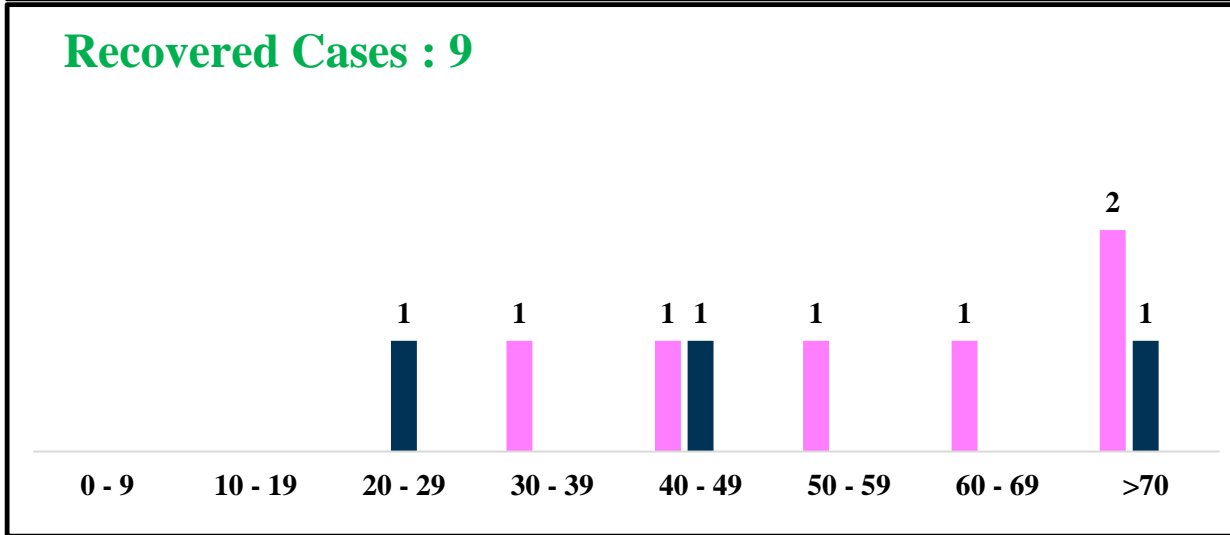
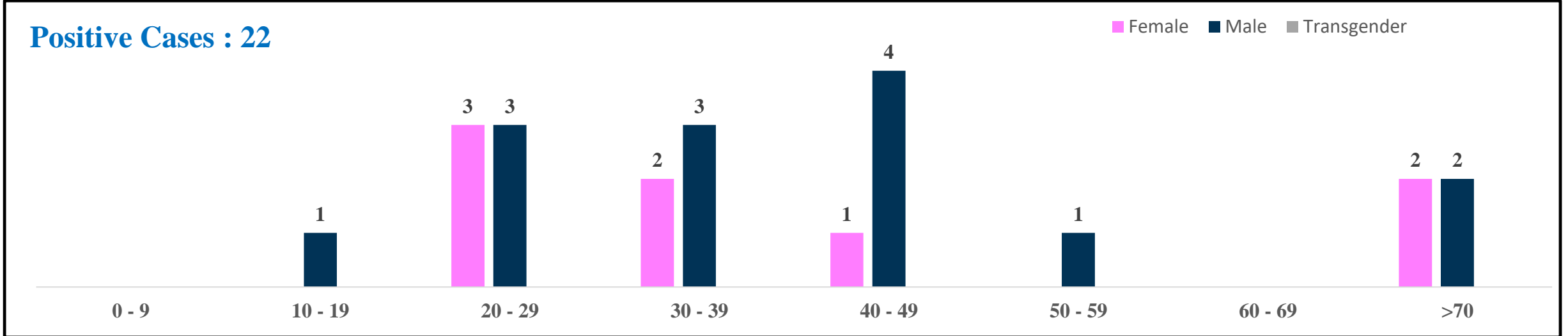


	MALE			FEMALE			TRANSGENDER			TOTAL		
	Last 24 Hours	Last 7 Days	Cumulative	Last 24 Hours	Last 7 Days	Cumulative	Last 24 Hours	Last 7 Days	Cumulative	Last 24 Hours	Last 7 Days	Cumulative
Positive Cases	14	74	11,06,564	8	38	7,69,852	0	0	196	22	112	18,76,612
Recovered Cases	3	84	10,94,082	6	62	7,64,158	0	0	187	9	146	18,58,427
Death Cases	0	0	10,761	0	0	6,226	0	0	4	0	0	16,991
Total Tests Done	In Last 24 hrs. : 989			In last 7 days : 9,413			Cumulative : 3,20,09,845					
Vaccine Doses Administered	In Last 24 hrs. : 1,372			In last 7 days : 11,310			Cumulative : 2,05,07,943					
ACTIVE CASES									1,194			

*Covid deaths occurred today : 00 | Covid deaths occurred beyond last 24hrs., reported today : 00



LAST 24 HOURS AGE GROUP AND GENDER WISE DISTRIBUTION

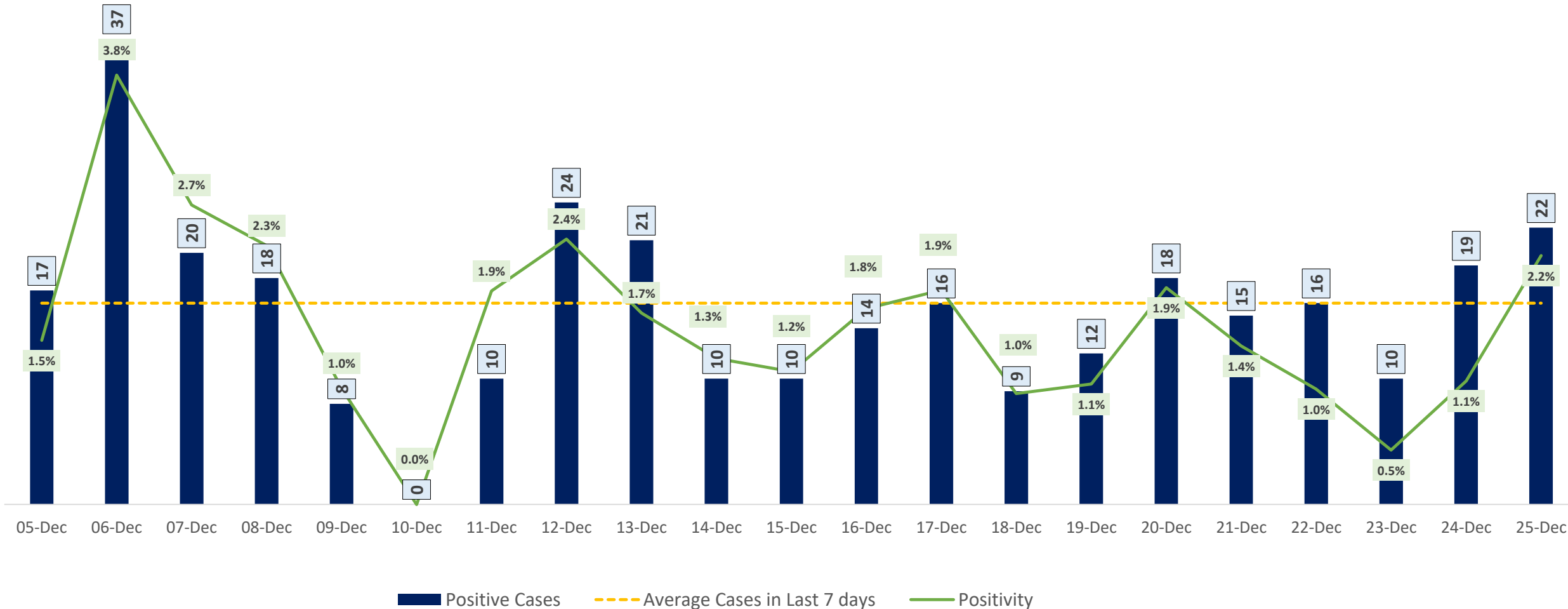




POSITIVITY RATE OF BENGALURU – LAST 21 DAYS



Average Cases in Last 7 days : 16

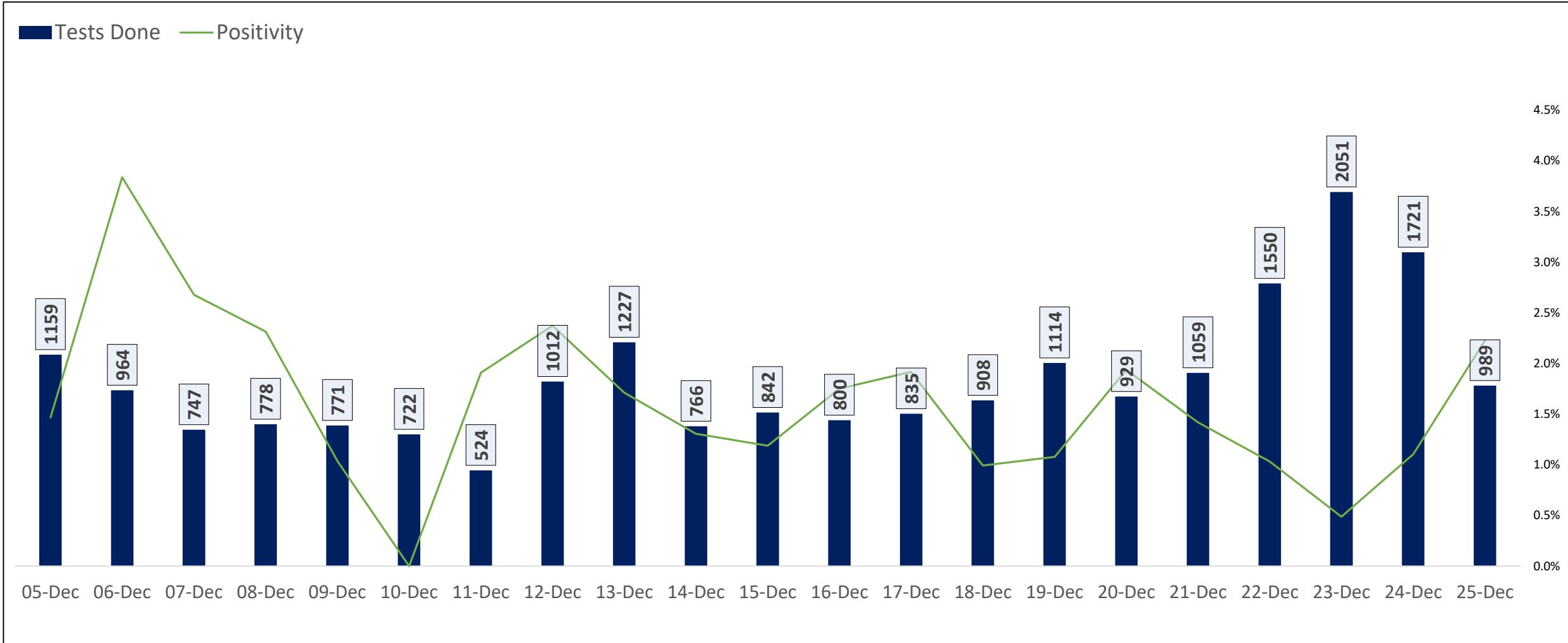




TESTING TRENDS IN BENGALURU

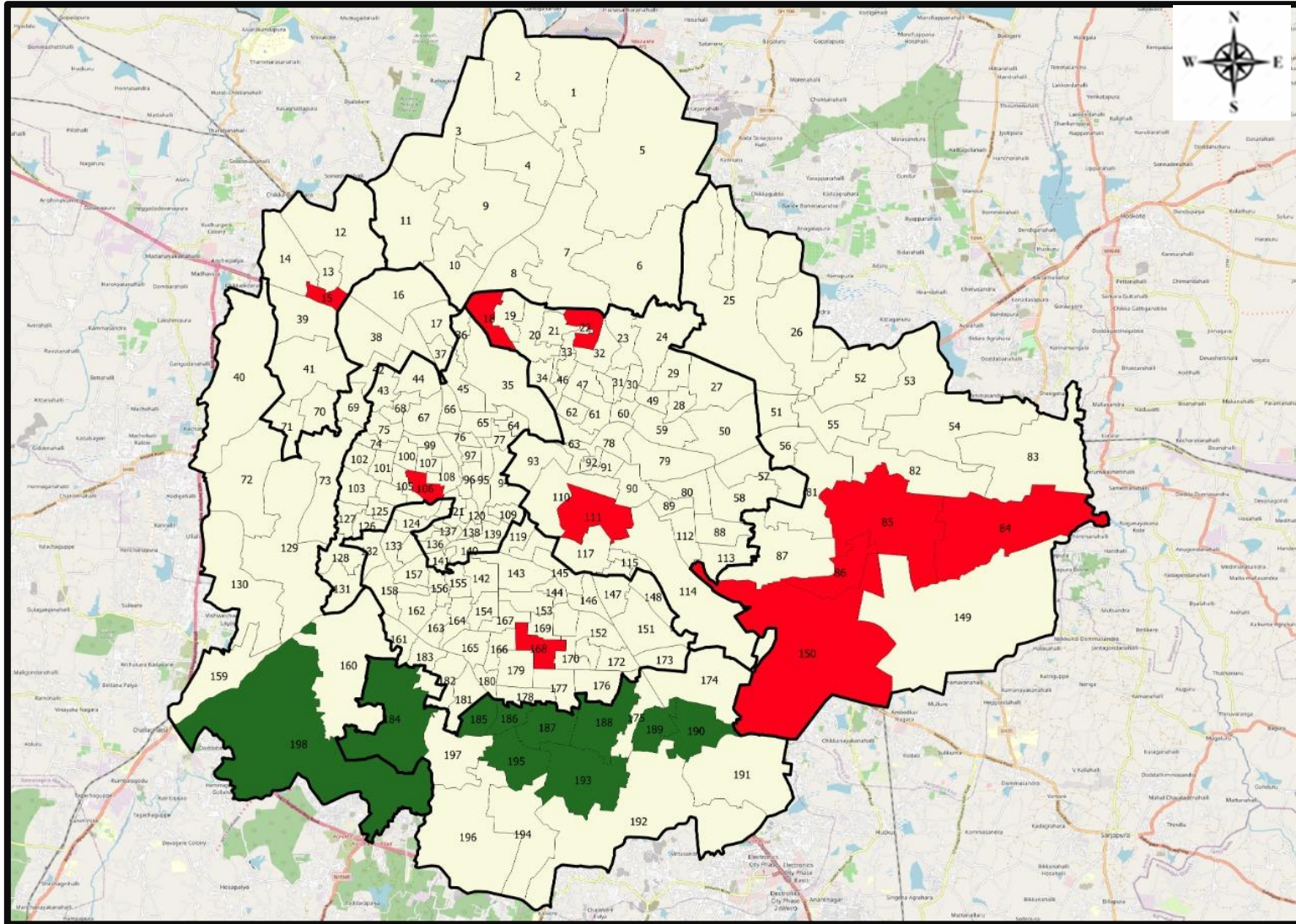


Total Test Conducted Till Date	Test Conducted Last 24 hours	Last 7 Days Average
3,20,09,845	989	1,345





BENGALURU URBAN MAP SHOWING TREND OF POSITIVE CASES IN LAST 7 DAYS



Top 10 wards reporting highest number of positive cases in last 10 days

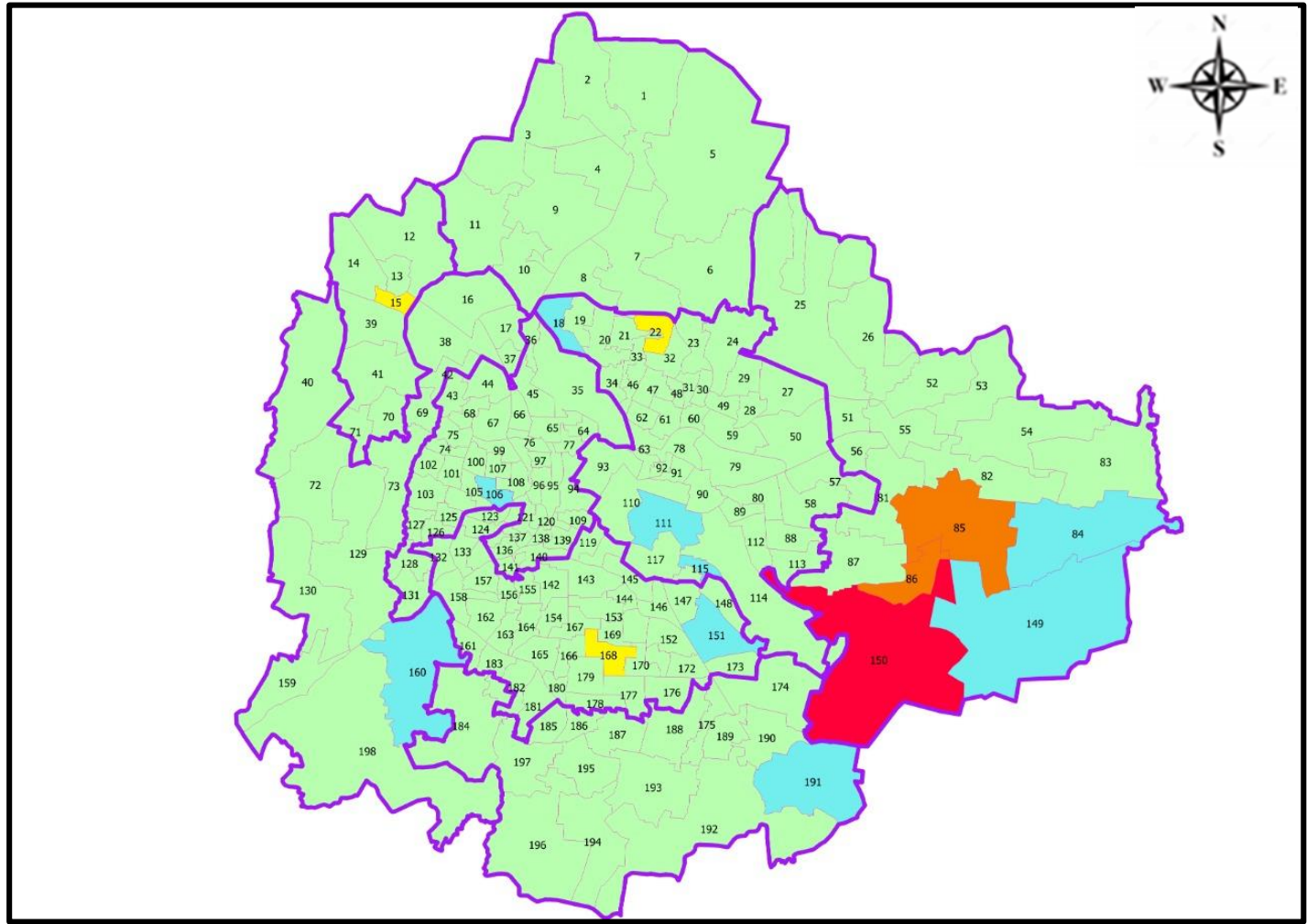
Ward No.	Ward Name	Daily Cases Average
150	Bellanduru	2
85	Dodda Nekkundi	1
86	Marattahalli	1
15	T Dasarahalli	1
22	Vishwanatha Nagenahalli	1
168	Pattabhiram Nagar	1
18	Radhakrishna Temple	1
84	Hagadur	1
106	Dr Raj Kumar Ward	1
111	Shantala Nagar	1







Top 10 wards reporting least number of positive cases in last 7 days

Ward No.	Ward Name	Daily Cases Average
198	Hemmigepura	0
195	Konanakunte	0
193	Arakere	0
190	Mangammanapalya	0
189	Hongasandra	0
188	Bilekhali	0
187	Puttenahalli	0
186	Jaraganahalli	0
185	Yelchenahalli	0
184	Uttarahalli	0



BENGALURU MAP SHOWING INTENSITY OF POSITIVE CASES IN LAST 7 DAYS



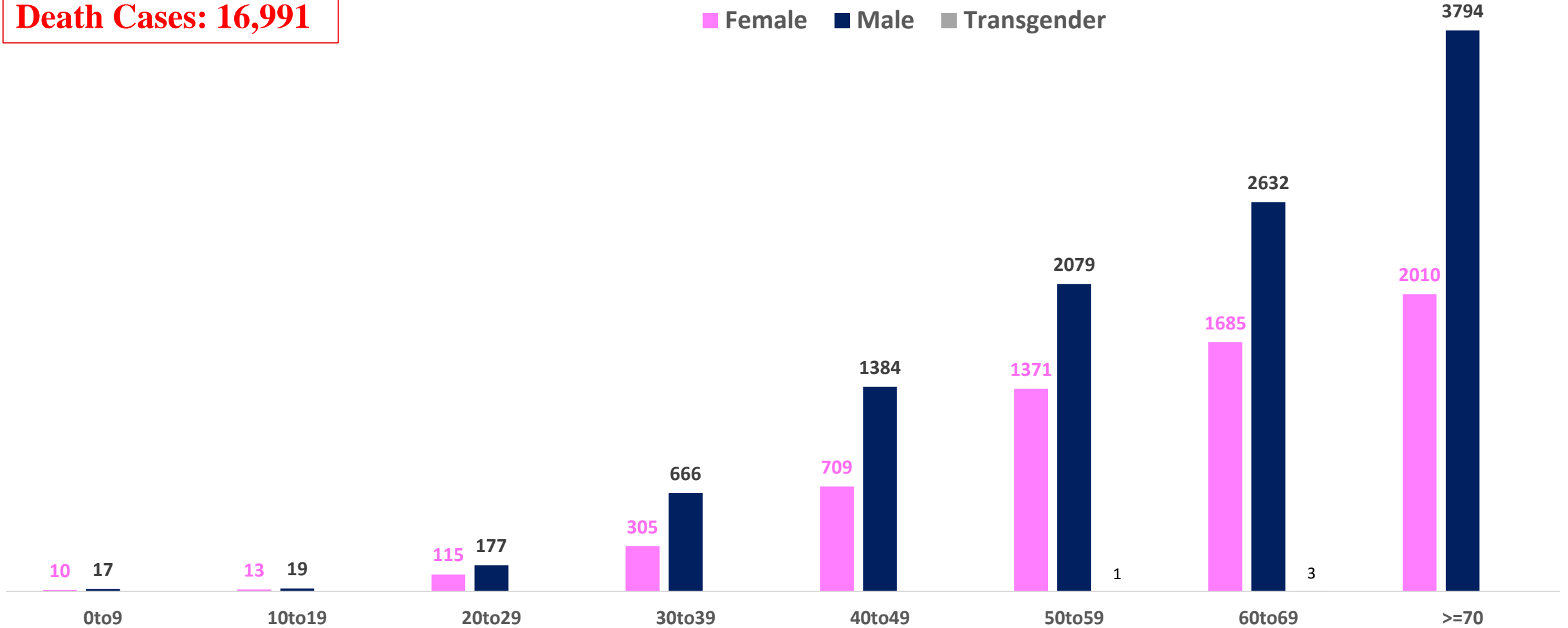
-  **Level 1 : 0 to 1 Cases**
-  **Level 2 : 1 to 3 Cases**
-  **Level 3 : 3 to 5 Cases**
-  **Level 4 : 5 to 10 Cases**
-  **Level 5 : More than 10 Cases**
-  **Zone Boundaries**



AGE AND GENDER WISE DISTRIBUTION OF DEATH CASES



Death Cases: 16,991





COVID-19 SCENARIO IN BENGALURU AND OTHER METROPOLITIAN CITIES



CITY NAME	Positive Cases	Active Cases	Recovered	Deceased	Vaccine Doses Administered
New Delhi	20,07,143	37	19,80,585	26,521	3,73,17,328
Bengaluru*	18,76,612	1,194	18,58,427	16,991	2,37,78,980
Mumbai	11,54,162	44	11,34,372	19,746	2,21,34,555
Chennai	7,93,162	11	7,84,080	9,071	1,13,96,462

Source : <https://dashboard.cowin.gov.in/> at 5:00pm (26.12.2022)
Source : <https://www.covid19bharat.org/> at 5:00pm (26.12.2022)

*includes BBMP & Bengaluru Urban



SNAPSHOT OF COVID-19 CASES IN BENGALURU URBAN



**Total Wards With
0 Cases* :
136**

**Tests Conducted
on 25.12.2022:
989**

**Recovery
Rate*:
99.03%**

**Total
Active Cases :
1,194**

**Total Vaccinated
on 25.12.2022:
1,372**

**Positivity
Rate* :
1.19%**

**Active
Rate*:
0.06%**

**Case
Fatality Rate* :
0.00%**





*Total positive cases In the past 7 days

*CFR and positivity is for Past 7 days



ಬೃಹತ್ ಬೆಂಗಳೂರು ಮಹಾನಗರ ಪಾಲಿಕೆ
Bruhat Bengaluru Mahanagara Palike



Download BBMP Bulletin	https://apps.bbmpgov.in/covid19/mediabulletin.php
To register for vaccination :	https://selfregistration.cowin.gov.in/
BBMP COVID19 Dashboard:	https://apps.bbmpgov.in/covid19/
Follow us on:	 www.facebook.com/bbmp.comm1/
	 twitter.com/BBMPCOMM
	  BBMPSplHealth

Issued by:


Honorable Chief Commissioner, BBMP
Special Commissioner Health & IT, BBMP
MD, Bengaluru Smart City Limited

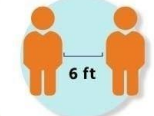
THANK YOU !


ಬೃಹತ್ ಬೆಂಗಳೂರು ಮಹಾನಗರ ಪಾಲಿಕೆ
Bruhat Bengaluru Mahanagara Palike

Stay Safe from COVID-19 Virus

 **Wear Mask**

Wash Hands Regularly 

 **Maintain Social Distance**

Get Vaccinated 

For more information around COVID-19 call the BBMP helpline number 1533

